

Laurel Series

Bariatric  
Seating



AUGUST INCORPORATED

**Bariatric Seating by the Laurel Series  
opens new design features  
in high performance seating**



From the basic building forms of the 2301-PB armless chair 30" wide, and 2366-PB special arms, you can create sectional seating groups with arms wherever you wish, as well as single club chairs and sofas, for a variety of floor plans. Bariatric arms have extra width and height.

*Below left:* 2398-PB club chair, upholstered arms  
*Below right:* 2301-PB armless chair 30" wide



Laurel Bariatric Chairs have comfortable firm seating that makes getting in and out easy. From the spacious 30" inside width and higher wider arms, to passing a 1000 lbs. drop test, they are constructed to meet bariatric special needs.

Laurel Series features—site replaceable upholstery covers, beautiful finishes for arm caps and table tops, plus all of the coordinating standard models give unlimited design options.



Arm caps and table tops are available in walnut, cherry, maple, oak, and mahogany hardwoods, or solid surface material, for added durability and textural finish accents.

*Shown at left:* 2398-PB-WM club chair with mahogany arm caps; Tuffalo seat and arms, Crypton upper back.

Profile dimensions for standard and bariatric Laurel Series models are the same; standard Laurel tables and benches can be used with the bariatric chairs. Standard Laurel seating extends the continuity of design into related areas, giving you an unlimited choice of chair forms and geometry for any floor plan.



# Design Features

The Laurel Series features and options meet extra heavy construction in Laurel Bariatric Chairs: from site replaceable covers, finishes in hardwoods or solid surface for arm and table tops, to connections for security, to leveler glides in stainless steel or non-skid—each detail as you wish.

## Replaceable Covers



*Easy to change on site*

Covers are secured by velcro on four outside edges; a casing down into the frame holds the seat to back seam for a smooth fit.

## Bariatric Construction



*1000 lb. weight,*



*dropped on 2301*



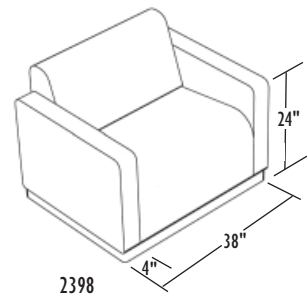
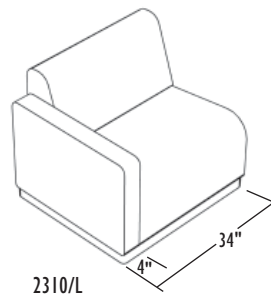
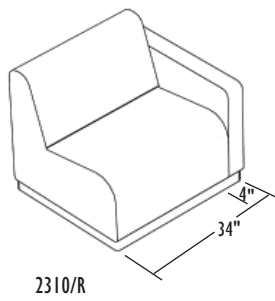
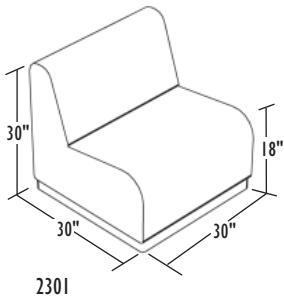
*no damage to structure*

High performance standard Laurel Series construction has been reinforced for bariatric use, even passing a 1000 pound drop test. The Laurel Bariatric chair brings the look and feel of a comfortable club chair, easy to get into and out of, to extremely durable seating.

# Design Forms

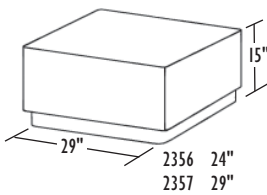
AutoCAD symbols are available to expedite your specifications.

## Chairs & Club Chair

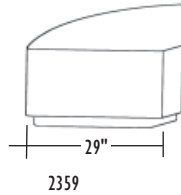


## All-Laminate Tables

### Rectangular

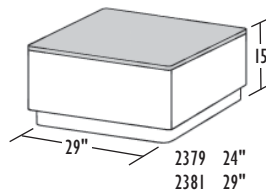


### Oblique

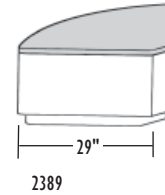


## Wood, Solid Surface Top Tables with Upholstered Sides

### Rectangular



### Oblique



Additional tables and benches are available from the Laurel Series, on line at [www.augustinc.com](http://www.augustinc.com)

©2007 August Incorporated.

**AUGUST INCORPORATED**

354 Congress Park Drive Centerville, Ohio 45459 ■ 937-434-2520 ■ Toll Free: 800-318-5242 ■ Facsimile: 937-434-9087  
E-MAIL [solutions@augustinc.com](mailto:solutions@augustinc.com) ■ WEB [www.augustinc.com](http://www.augustinc.com)